

## APPENDIX 1 - Directorate Performance Overview Report

**Directorate:** Children and Young People's

**Reporting Period:** Quarter 4 – Period 1 January 2011 to 31 March 2011

### 1.0 Introduction

This report provides an overview of issues and progress within the Directorate that have occurred during the Quarter 4. The way in which traffic light symbols have been used to reflect progress to date is explained within the Appendix.

### 2.0 Key Developments

#### 2.1 Children and Families Recent Inspections

**Inglefield Short Break Unit** for children with complex disabilities was inspected by Ofsted on 20 January 2011 and was judged to be outstanding across all areas. This is the first time one of our Children Homes has been rated as outstanding across all areas and it is now part of a small number across the country to achieve this.

**Ofsted and the Care Quality Commission's** Announced Inspection of Safeguarding and Looked After Children Services, took place from the 7 February to 18 February 2011. This rigorous three yearly inspection, focuses on the Council and its partners services; and judges how the whole system works together to safeguard children in Halton. The inspection judged the overall effectiveness of Safeguarding Services in Halton to be good with outstanding capacity to secure further improved outcomes for children and families, the overall effectiveness of services for Children in Care is also good, with outstanding capacity for further improvement; and leadership and management; ambition and prioritisation; along with performance management and partnership working for children and young people is outstanding in Halton. The outcome places Halton Council and its partners as one of the most consistently high performing areas in England.

**Brookvale Children's Centre** was inspected by Ofsted on 9 and 10 February. There are 5 key judgements within the inspection framework: overall effectiveness; capacity for sustained improvement; how good are outcomes; how good is provision; and how effective is leadership and management. In all these areas Brookvale was awarded a grade 2 - good. There are also 17 subcategories within areas and all but 3 of these were graded as good. A comprehensive action plan has been agreed to address the three areas, rated as satisfactory.

#### 2.2 Upton All Saints Children Centre Widnes

To replace All Saints Upton CE Primary school, a new 210 place primary school has been built. This project has cost £3.5 million and incorporates a Children's Centre and pre-school. This facility provides significantly enhanced Children Centre provision, within the school building, thus improving access, and the capacity to deliver Children Centre activities. This is particularly important, given the levels of local need.

## **2.3 Inclusion**

Contracts require developing between the Local Authority and the schools that will provide Specialist Resource Bases from September 2011. These resource bases provide specialist support within mainstream schools and have been developed in relation to the review of specialist provision. The contracts are in the process of being finalised and agreed between the parties concerned. The contracts will be annual and monitored through the local authority's quarterly monitoring processes.

## **2.4 Primary Education**

Funding for external SIP's (School Improvement Partners) ceased as of 31 March. Funding has been identified to cover a final summer term visit for all schools.

The ECAW (Every Child a Writer) was launched in 15 primary schools. It is a targeted programme for years 3 and 4. Most recent data is showing an impact. As a result, a spin off project has been developed for other schools based on the same principles. The Literacy school improvement officer is also developing the role of subject leader in schools carrying out the project in order to share this practice beyond years 3 and 4. ECAR (Every Child a Reader) is continuing.

ECC (Every Child Counts) – most recent data is showing high impact. The Merseyside consortium school improvement officer, who leads this project, has identified that the 3 primary schools in Halton taking part have made more gains than any other schools in any other authorities.

School Improvement Officers continue to provide support for schools graded satisfactory or below. Despite the cessation of National Strategies funding at the end of March 2011, School Improvement Officers have been funded to provide school support until August 31<sup>st</sup> as a result of the high level of 'buyback' by schools.

## **2.5 Post 16 Performance**

Post-16 performance at Riverside College continues to improve, the performance at the School Sixth Forms (St Chad's and St Peter and St Paul) remains satisfactory. The 14-19 Team are working with Sixth Form school leadership on action plans to improve performance. Provisional 2010 figures released by the Department for Education show Halton has made significant improvements in both Level 2 and Level 3 achievement by age 19. The indicators are a measure of the proportion of an academic year cohort that achieve general (Level 2) and further (Level 3) qualifications by the time the cohort is aged 19.

As a result of the budget reductions for 14-19 provision there has been a restructure of the 14-19 Development and 14-19 Entitlement Division. Appointments have been made to the new structure which will take effect from 1<sup>st</sup> May 2011.

## **3.0 Emerging Issues**

### **3.1 Department for Education Review of Child Protection**

In June 2010, the Secretary of State for Education, Michael Gove MP, asked Professor Eileen Munro to conduct an independent review of child protection in England. Her second report was published in February, with a final report expect in May. The final recommendations and the Government's response have the potential to make quite significant changes to the process and the mechanisms for safeguarding children and

young people. The report highlights the importance of; the CAF, early intervention and the value of locality based multi-agency teams; a “single” assessment process, i.e. ending the distinction between initial and core assessment; and relaxation of some of the Working Together standards. Several authorities have been given permission to pilot aspects of the latter, including Knowsley and Cumbria.

### **3.2 The NHS White Paper**

The White Paper was published on 12 July 2010 and developed a number of proposals for the transformation of Health Services in the country. Key features include: the abolition of PCT's and Strategic Health Authorities, a consortium of GP's acting as commissioners of Public Health Care, and the creation of Health and Wellbeing Boards in all local authorities. This transformation will require the establishment of new partnerships and the need to ensure Children and Families services are effectively integrated into the new arrangements within the health economy.

### **3.3 14-19 Developments**

Proposals have emerged to reconfigure the College provision in the Borough; a Skills and Enterprise centre in Runcorn, a high quality Sixth Form provision in Cronton and a vocational centre at Kingsway.

Halton 16-18 NEET has shown a slight increase since the annual figure was reported in January. The 2010/11 annual 16-18 NEET figure was 9.3%, with monthly NEET figures since then reporting 10.8% (March 2011).

### **3.4 Redesign of School Improvement Services**

The redesign of School Improvement services continues to be a primary focus. There has been significant interest shown by a number of private providers who are keen to work in partnership, through a Joint Venture model, with Halton and Warrington. If successful we will be able to guarantee our schools the quality of support that they have been in receipt of historically and hopefully ensure a smooth transition of identified school improvement services post September.

The austerity measures are impacting upon staffing levels and we have to be increasingly selective in our allocation of resource to ensure that we maintain high standards in our schools and settings.

### **3.5 Capital Update**

To replace All Saints Upton CE Primary school a new 210 place primary school has been built. This project has cost £3.5 million and includes a children's centre and pre-school. It open in January 2011 and external works are due to be complete in May 2011.

A project to remodel and improve Our Lady Mother of Saviour Catholic Primary has also been funded from Primary Capital at a cost of £1.1 million. The final phase of this project is scheduled for completion in April 2011.

### **3.6 Academy Conversion**







Two Halton Schools have notified the authority that they intend to convert to Academy status. Palace Fields Primary originally indicated a conversion date of 1<sup>st</sup> May however revised this timeline at the end of April to 1<sup>st</sup> June. The Heath will also convert to Academy status on 1<sup>st</sup> June 2011. Charges for services provided by the Local Authority will be on a full cost recovery basis.

## 4.0 Performance Overview

The following information provides a synopsis of progress for both milestones and performance indicators across the key business areas that have been identified by each Directorate.

### Transforming Environments/Capital Projects

#### Key Objectives / milestones

Ref	Milestones	Q4 Progress
CFS5 (a)	Develop an integrated team around the family with a single point of access across a continuum of needs for all children and families in Runcorn/Widnes by March 2011.	
OPS4 (a)	Develop a viable capital strategy in light of the Buildings Schools for the Future decisions in Halton by December 2010.	
OPS4 (b)	To undertake a review of Primary School Provision in the Borough March 2011.	
CFS5 (b)	Refocus Children's Centres to be more targeted and supporting the work of the team around the family, in accordance with the action plan by March 2011	
OPS4 (c)	Completion of All Saints Upton and Our Lady Mother of the Saviour Primary Capital projects by March 2011.	
OPS3	Deliver world-class youth facilities to meet the criteria of the MyPlace fund by March 2011.	

#### Supporting Commentary

Progress has been made towards this theme, and most notably positive progress has been made in regards to:

CFS5(a) and (b): The Integrated Working Support Team for Runcorn was operational for October 2010 and operating as a single a single point of access for services. For Widnes, this was complete in Quarter 3 however we continue to work to extend the range of agencies and services that are accessing the service including enhancing links with adult services.

OPS4(a): Capital funding has been allocated to the LA for 12 months. The outcome of the James Review has yet to be announced. The Capital Repairs Programme has been agreed by Executive Board for 2011/12.



OPS4(b): The level of Primary places has been reviewed for the following academic year. There are sufficient primary and secondary places for September 2011.

OPS4(c): All Saints Upton was completed January 2011. The final phase of Our Lady

Mother of the Saviour will be complete April 2011.

OPS3: CRMZ has been fully operational during quarter 4, with over 150 young people dropping in. The building is also used by a number of organisations and community groups delivering a range of structured programmes. Action for Children have now moved into CRMA with more organisations planned to move into the building in April 2011.

### Key Performance Indicators





Ref	Measure	09/10 Actual	10 / 11 Target	Q3	Current Progress	Direction of travel
<b>OPS LI4</b>	Percentage of milestones met in strategy	100%	100%	100%		

### Supporting Commentary

OPS LI4: Aiming for financial close for both schools (May 2011). Milestones amended in light of change to BSF.

## Safeguarding

### Key Objectives / milestones

Ref	Milestones	Q4 Progress
CFS2	To ensure the effective operation of the Safeguarding Unit and develop a service to independently scrutinise and review Children in Need planning by September 2010, in accordance with the project plan for the Unit.	
LAS5	Further promote Safeguarding through early intervention and prevention delivered through the team around the family (locality Services) by March 2011, in accordance with the action plan.	
OPS2 (a)	Continue to develop and re commence roll out of CareFirst6 in line with the project plan by April 2011.	
OPS2 (b)	Continue roll out of replacement IT devices to CYPD staff by April 2011 in accordance with the project plan.	

### Supporting Commentary

Progress has been made towards this theme, and most notably positive progress has been made in regards to:

CFS2: Independent reviews for Children in Need are now undertaken by the Independent reviewing managers. With a priority cohort of those cases open to Children's social care for more than 26 weeks. Ref. training continues to be provided to ensure all designated

persons are up to date.












LAS5: Team around the family divisional managers have visited every school to make aware of the support available from Team around the family. That they can seek advice with Integrated Working Support Team for any issue that affects their pupils that do not require a statutory Social Care response. We are now monitoring the uptake of this service and schools and Common Assessment Framework (CAF) support workers are working with many schools to support those putting together CAF plans to their pupils.

Progress is not as expected for:

OPS2 (a): A Strategic CYP CareFirst 6 Project Board has been introduced and the CF6 Project has been re-established. Fortnightly ICS Development meetings are taking place with Social Care IT Development Team, Children's Social Care Managers and Practitioners working together to agree how the ICS forms will be developed and implemented within CF6. There are currently 20 out of 25 ICS forms used by the Children In Need Teams under development. It is anticipated that CareFirst 6 will start to be rolled out into the Child in Need Teams by the end of May 2011.

OPS2 (b): The roll out of CareFirst 6 into the Children In Need Teams is on track to start 6<sup>th</sup> June 2011. The Project Team has not been in a position to be able to propose an anticipated roll out date of April 2011. The initial estimate of end May 2011 has slipped due to work on the Safeguarding Inspection and has been rescheduled to provide for maximum user support whilst maintaining day to day support for other system users.

### Key Performance Indicators

Ref	Measure	09/10 Actual	10 / 11 Target	Q4	Current Progress	Direction of travel
NI 059	Percentage of Initial Assessments completed within 7 working days	80%	85%	78.4 % (prov)		
NI 060	Percentage of Core Assessment completed within 35 working days	93.7%	92.5%	88% (prov)		
NI 063	Stability of Children in Care: long term duration of placement (LAA)	69.6%	81.5%	85% (prov)		
LAS LI1	Percentage of relevant staff having attended Safeguarding Training	N/A	100%	N/A	Refer comment	N/A
OPS LI2	Number of teams rolled out on CF6/ICS	N/A	1	1		N/A
NI 111	First Time Entrants to Youth Justice System (LAA)	149	234	104 (Quarter 3 Final Figure)		
LAS LI9	Percentage of schools inspected by OFSTED in the quarter achieving good or outstanding for safeguarding.	N/A	100%	100%		

### Supporting Commentary

Progress has been made towards this theme, and most notably positive progress has been made in regards to:

NI063: There has been a significant improvement in performance. Additional foster care capacity, the introduction of Support Assistants within the foster care service, training for foster carers and residential staff and careful matching processes contributed to positive performance.

OPS LI2: The Intensive Support Team (IST) are currently live on CF6. It is anticipated that the roll out in CIN teams will start June 2011 this is on track to achieve this.

LAS LI9: There were five schools and one nursery inspected during the quarter. All settings achieved good or better for safeguarding.

NI111: This NI is measured by monitoring the rate of first time entrants to the Youth Justice System. Figures are provisional and sourced from the YOT Case Management System, Careworks. The official outturn will be released by the Ministry of Justice in October 2011 and is taken from the Police National Computer (PNC). In Halton during Q3 there have been 22 new entrants, making a cumulative total of 104 so far this year. The baseline (2007/08) was 249. This shows a significant reduction so far of 58.2% against a target of 6%, with only one quarter remaining. Quarter 4 data will not be available until mid May 2011.

LAS L1: Quarter 4 not available therefore Quarter 3 has been used as a proxy. Due to staff absence an accurate record of all training delivered can not be provided for this quarter. However refresher training was delivered on 30<sup>th</sup> March 2011.






Progress is not as expected for:

NI059: Completion of Initial assessments within 7 days remains challenging especially in light of an increased rate of referrals for 2010-11 compared with the previous year. The completion of IA's is closely monitored by the Divisional Manager and systems reviewed. The roll out of laptops has been completed to the Child in Need teams. The implementation of CareFirst6 will significantly reduce the burden of maintaining multiple systems. It must be noted that whilst the national indicator measures performance in 7 working days, Working Together guidance and OFSTED measure performance on 10 working days. Provisional data indicates performance on 10 working days currently at 88.3% at the end of Quarter 4.

NI60: This data is will be subject to final quality assurance processes and is likely to increase and be closer to target. It is also likely that there will be an increase in the actual number of Core Assessments completed this year (as there was last year), which will also impact on performance. This is a positive increase as it indicates that an increasing number of referrals are at the correct of level of need for children's social care intervention.

## Early Intervention

### Key Objectives / milestones

Ref	Milestones	Q4 Progress
CFS1	Review the impact of the team around the family (locality working) on demand for children's social care services by March 2011.	
CFS5 (a)	Implement recommendations from the CAF Review by March 2011.	
OPS2	Extend and deliver flexibly the free early years entitlement to 2, 3 and 4 year olds as per the Child Care Act 2006 by March 2011, in accordance with the action plan.	
OPS3 (a)	Improve young people's sexual health by reducing teenage conception through targeted services in the youth service by March 2011, as outlined in the action plan.	
OPS3 (b)	Improve young people's employability and reduce NEET through service delivery improvement by March 2011.	

### Supporting Commentary

Progress has been made towards this theme, and most notably positive progress has been made in regards to:

CFS1: Monitoring systems have been established to track cases where a CAF, supported by the Integrated Working Support Team (IWST), has progressed to Social Care Services. Social Care cases progressing down the level of need to CAF level are also being monitored. Pathways to access Team Around the Family (TAF) have been agreed, as too have pathways between TAF and Social Care services. Processes are beginning to embed and monitoring of consultations is becoming more effective. During this quarter, 9 cases open to IWST (Runcorn and Widnes) needed Social Care intervention: 4 had completed CAFs and 4 had been initiated. There is growing evidence of agencies contacting IWST for support and advice and an increasing number of active CAFs, all of which should have a positive impact on the demand for Social Care services.

CFS5 (a): The development of the Team around the Family model of early intervention continues to address all of the recommendations of the CAF review.

OPS2: This is now complete and in place to deliver flexibly free early years entitlement to the appropriate 2, 3 and 4 years olds.







OPS3(b): A Connexions Personal Advisor working within the Teenage Pregnancy Team has successfully linked young parents back into work, education and employment. The recent Care to Learn data has highlighted Halton as being the 2<sup>nd</sup> best performing authority across England for the engagement of Teen parents onto the programme. The proportion of teen parents engaged in suitable education, training or employment has increased from 31.8% in Quarter 3 2009 to 35.6% in Quarter 3 2010.

Progress is not as expected for:



OPS3 (a): A range of health services for young people, including sexual health, have been developed and these have been made more accessible. The implementation of six days a week provision across Runcorn has been delayed due to the unavailability of suitable premises. The VRMZ outreach bus is now fully operational and is engaging high numbers of young people. The service is providing information, advice and guidance to young people on positive sexual health across Halton at weekends and other identified times. The actual number of teenage conceptions increased slightly in 2009 by comparison to 2008. There is still much more to be done. We need to maintain efforts to reduce teenage pregnancy rates, making a vital contribution to Halton's strategy to reduce child poverty and health inequalities.

### Key Performance Indicators

Ref	Measure	09/10 Actual	10 / 11 Target	Q4	Current Progress	Direction of travel
CFS L18	Number of CAF's with plans and reviewed in a timely manner	N/A	Baseline established	127 (prov)	N/A	N/A
NI 053	Increase the prevalence of breastfeeding at 6-8 weeks from birth (LAA)	19.3%	23%	a) 18.38%		
NI 056	Reduce obesity among primary school age children in Year 6 (LAA)	22.2% (2008/9)	21.3%	21.6% (2009/10)		
NI 116	Children in poverty (proxy indicator: narrow gap between North West average and Halton for Percentage of families in receipt of out of work benefits) (LAA) <i>Annual indicator next update Jan 2011</i>	26.6%	TBA	27% (2009/10 data)	Refer Comment	N/A
NI 112	Under 18 conception rate (per thousand of the population)	52.6 per 1000 (Rolling Qtrly Average Rate Dec 2008)	21.3 per 1000 (Rolling Qtrly average.) -55% (Change from 1998)	58.9 Per 1000 (Rolling Qtrly average.) +24% (Change from 1998)		

### Supporting Commentary

Progress has been made towards this theme, and most notably positive progress has been made in regards to:

CFS L18: 127 live CAF's on the database. In this quarter there were 13 new CAF Assessments, 72 reviews and 25 new action plans.

NI116: Issues around the poverty indicator have prevented the indicator from being reported previously. Government Office North West were using data for the proportion of families claiming out of work benefits where there are children as a proxy measure for children in poverty. The target adopted for the indicator is to reduce the gap between the Halton figure and the North West average from 5.7% in 2007 to 4.6%. Halton are on

course to meet this target with the latest data provided indicating the gap is currently 4.8%.

Progress is not as expected for:







NI053: Q3 has been updated and used as a proxy for Q4 which will not be available until the end of April 2011.

NI056: Halton reduced its Year 6 obesity rate in 2009/10 and it is expected this trend will continue as we move forward into the 2010/11 year. This is in contrast to the National and regional picture where obesity rates have increased. A comprehensive overweight and obesity programme is being rolled out across all primary schools. In addition we have the Passport for Health programme which works around nutrition, exercise and self esteem and leads to an award for older children. The teenage weight management programme is now embedded and early results are encouraging with 62% of teenagers reducing their BMI, 75% increasing their levels of physical activity and 100% eating more healthily.

NI112: Whilst performance published by ONS shows an increase in Halton's teenage conception rate at December 2009 as against the 2008 level, the number of conceptions has reduced in the last quarter - December 2009.

## Standards

### Key Objectives / milestones

Ref	Milestones	Q4 Progress
CSF5	Ensure the delivery of the full core offer in Children's Centres and Extended Services by October 2010 in accordance with the action plan.	
LAS1 (a)	Demonstrate improved performance at Early Years Foundation Stage and Primary attainment by quality assurance, ECER audits and the implementation of an Early Years Outcome Duty action plan by March 2011.	
LAS1 (b)	Review and evaluate systems for managing and supporting settings and schools at risk of local authority categorisation and reduce the number of schools in Ofsted categories by March 2011.	
LAS1 (c)	Work with schools to develop action plans to narrow the gap for young people to attain 5 A*-C GCSE including English and Maths by November 2010.	
LAS2	The Learning and Achievement service to evaluate their service providing a service proportionate to need, whilst supporting the most vulnerable children to achieve the best outcomes by March 2011.	
LAS3	Work with settings to encourage an increase in the numbers of employment, education or training by March 2011 in accordance with the action plan.	

## Supporting Commentary

All key milestones met for this theme as regards:

CSF5: Full core offer was achieved by July 2010

LAS1(a): In 2010 there was an improvement in the percentage of pupils gaining 78+ points or more 73.8% compared to 72.1% in 2009. The score for the lowest 20% improved to 60.7% from 59.7% and the % gap decreased to 29.4%. 26 settings have undertaken Early Childhood Environmental Rating Scale and Infant and Toddler Environmental Rating Scale (ECER's/ITER's) audits to date. EYFSP outcomes for 2011 will be reported post July.







LAS1(b): Halton's Strategy for Support and Intervention with Schools Causing Concern is due to be revised in line with the White Paper. The LA continues to use its powers of intervention, including the issuing of warning notices, and also undertakes school reviews as necessary. The Cross Service Monitoring Group (CSMG) provides a 'team around the school' approach and Single School Updates are held to support the planning of collaborative support for schools most in need. The outcome of SIP visits is currently fundamental to this process. There is currently 1 primary school in special measures. The most recent Ofsted monitoring report was very positive and it is anticipated that the school will come out of measures Summer 2011.


















LAS1(c) 50% of pupils across the Authority attained this benchmark in 2010 – Halton's highest performance. This led to a 5 point rise on 2009 attainment. Free school meal pupils attainment has risen from 24% in 2009 to 30% in 2010. FSM attainment gap has narrowed to 26.4 points, down from 27.3 in 2009.

LAS2: We are within the second phase of supporting Sts Peter and Paul in developing their approach to vulnerable groups and have also been working with St Chad's this term, with support from National Strategies colleagues. A data mapping exercise has been undertaken with regard to vulnerable pupil data within the LA – this will now be reviewed and analysed with a view to ensuring that the data collected informs decision making and service delivery.

LAS3: The NEET Strategy Group continues to implement collaborative initiatives to increase the number of young people in employment, education or training. A monthly case conferencing meeting between providers and Connexions attempts to match hard to reach young people with learning opportunities. A similar group exists for NEET learners with specific vulnerable issues and personal barriers to learning.

### **Key Performance Indicators**

Ref	Measure	09/10 Actual	10 / 11 Target	Q4	Current Progress	Direction of travel
CFS LI7	Number of disabled children receiving short breaks	333	360	402 (Dec)		
NI 148	Percentage of Care Leavers in Employment, Education or Training	55.6%	72.5%	66.7%		
LAS LI3	Percentage of Early Years settings inspected by OFSTED in the quarter graded good or outstanding	63%	75%	64%		

LAS LI4	Percentage of settings achieving enhanced ICAN accreditation	14%	20%	37.5%		
LAS LI5	Percentage of schools involved in the Communication Language & Literacy Project	29%	90%	100%		
LAS LI7	Number of Early Childhood Environmental Rating Scales (ECERS) audits completed of settings	N/A	15	31		N/A
NI 82	Inequality gap in the achievement of level 2 qualification by age 19 (Annual indicator) Published March 2011	24% (2008/09)	51%	22% (2009/10)		
NI 081	Inequality gap in the achievement of level 3 qualification by age 19 (Annual indicator) Published March 2011	18% (2008/9)	16%	21% (2009/10)		
CYP1	Reduce the 13% gap in attainment of 5 A*-C GCSEs (incl. English and Maths) by 25% between those living in the worst 10% LSOA nationally and the Halton average in the three years to 2011 (Annual indicator) Published March 2011	13.1% gap  (Academic Year 2008/9)	9.75% gap	10%		
NI 117	Percentage of 16-18 year olds not in education, employment or training (proxy indicator: narrow gap between North West average and Halton for Percentage of families in receipt of out of work benefits) (LAA) Expected February 22 <sup>nd</sup> 2011	10.3%	7.7%	9.3% (Nov 2010 – Jan 2011)		
NI 079	Achievement of a level 2 qualification by the age of 19	66.8%	67%	74.8% (2009/10)		
NI 080	Achievement of a Level 3 qualification by the age of 19 (Annual indicator) Published March 2011	33.7%	42.2%	42.3% (2009/10)		

### Supporting Commentary

Progress has been made towards this theme, and most notably positive progress has been made in regards to:

CFS LI7: Figures last calculated end of December. Quarter 4 information available at end of April 2011.

LAS LI4: 21 accreditations have been awarded since the start of the project, 15 of these are at 'Supporting Communication Level'. 6 of these are at 'Enhancing Communication Level'.

LAS LI5: 15 schools are now submitting data (29%). CLLD is now universal and a further 6 schools have expressed an interest in having a CLLD lead.

LAS LI7: 31 settings audited in total = 41 ITTERS, 44 ECERS R & ECERS E

NI079: The increase in 2009/10 recorded figure represents a 7.6% increase upon the 2009 figure and is the largest annual local authority increase nationally for this indicator. Further growth in this indicator is forecast next year with the 78% of the 2011 cohort having already secured a Level 2 qualification.

NI080: This 8.4% increase upon the 2009 recorded figure for this indicator represents the second largest annual local authority increase. Further growth in this indicator is forecast with large proportion of the 2011 cohort having already secured a Level 3 qualification

NI082: Annual increases in Level 2 achievement by age 19 of both FSM and non-FSM cohorts has led to a 2% reduction in the inequality gap, which currently stands at 22%.

Progress is not as expected for:

NI148: This figure shows a 17% increase on the previous year. Despite efforts to engage with them, 3 care leavers have remained persistently NEET, 1 due to health issues, 1 due to accommodation and custody issues and 1 by choice.



NI117: Work undertaken through the 14-19 Strategic Partnership such as a case-conferencing approach to NEET (where individual NEET learners are matched to possible vacancies) as well as more flexible start dates for provision within the borough has had a positive impact within this cohort. Improved tracking of learners through the September Guarantee group has helped with the reduction. Within the NEET cohort priority areas for 2011 are vulnerable groups and those age 18+. Latest monthly figures show a slight increase in 16-18 NEET.







LAS LI3: Group care (day nurseries, out of school care and pre-schools) good and better 70%. Childminders good and better 58%

NI081: 25% of pupils aged 19 in 2010 that were eligible for Free School Meals when in Year 11 achieved a Level 3 qualification. This is a 5% increase on the 2009 cohort. 46% of pupils aged 19 in 2010 that were not eligible for Free School Meals when in Year 11 achieved a Level 3 qualification. This is an 8% increase on the 2009 cohort. A higher percentage increase in the non-FSM cohort has led to a widening of the inequality gap.

## Managing Resources Effectively

### Key Objectives / milestones

Ref	Milestones	Q4 Progress
CFS3	<p>Implement and ensure the effectiveness of Children in Care Strategy in line with the invest to save and efficiencies agenda by March 2011 covering the following areas:</p> <ul style="list-style-type: none"> <li>• implementation of increased level of payments to Foster Carers by September 2010</li> <li>• Review current residential provision by September 2010.</li> </ul>	
CFS4	<p>To improve services to care leavers through :</p> <ul style="list-style-type: none"> <li>• Recruitment to 7 Apprenticeships within Halton Borough</li> </ul>	

	<p>Council by March 2011.</p> <ul style="list-style-type: none"> <li>Increased employment opportunities within Halton BC to 3 by March 2011.</li> <li>Increase the semi independent accommodation provision for care leavers by 4 by March 2011.</li> </ul>	 
LAS1	To develop a proposal for School Improvement Services across the Learn Together Partnership November 2010 with the objective of creating and implementing a shared or trading service by March 2011.	
LAS3	Commission a range of quality post-16 provision (including SEN) in Halton to reduce the number of young people accessing provision outside the borough by March 2011.	
OPS1 (a)	Develop a virtual joint commissioning unit with the PCT by December 2010.	
OPS1 (b)	To determine the total resources available across the Children's Trust and develop a jointly agreed financial strategy for the Children's Trust in accordance with Total place March 2011.	

### Supporting Commentary

Progress has been made towards this theme, and most notably positive progress has been made in regards to:

CFS3: The increased level of payment to foster carers was implemented 1<sup>st</sup> September 2010. Residential provision has been reviewed and a redesign of services was concluded in March 2011 with the closure of a children's home and the development of supported accommodation for care leavers.

CFS4: 7 apprenticeships were recruited to in the year although only 3 remained in place as of 31<sup>st</sup> March 2011. A new apprenticeship scheme has been devised for the coming year which will offer opportunities to 4 young people. Semi independent accommodation provision has been increased by 4 units and a further 5 have been commissioned

LAS1: We are working in partnership with Warrington BC to develop a Traded Service for school improvement post September 2011. This will involve working with a private sector provider. The opportunity to share a range of services is being explored across the wider LTP. We intend to retain the statutory functions around schools causing concern and associated intervention so there is a need to guarantee some level of central support.

OPS1(a): Joint Commissioning meetings have been set for the next twelve months and work has now started to develop process and performance systems. A three day training programme was delivered by one PCT and one Local Authority Commissioner from within the team following their attendance at a Train the Trainers course. Action plans have now been developed to address the priorities that emerged from the training. Colleagues from St Helen's Local Authority also attended the 3 training days.

OPS1(b): Work is continuing to identify the funding available across the Children's Trust. Joint commissioning priorities have been agreed with the PCT. In addition, the opportunity to pool further resources is being explored.

Progress is more uncertain for:

LAS3: Evidence shows improvement to post-16 FE provision as per OFSTED inspection of Riverside College. HBC 14-19 team are working with Sixth Forms to raise standards. Provisional 2010 figures released by the DfE show Halton has made significant improvements in both Level 2 and Level 3 achievement by age 19.

CFS4: Only 1 care leaver had employment with the Council. A revised Care Leaver Employment Policy is now in place giving some preference to care leavers

### **Key Performance Indicators**

Ref	Measure	09/10 Actual	10 / 11 Target	Q4	Current Progress	Direction of travel
OPS LI1	Value of services commissioned using Joint planning and commissioning framework	£6.7m	£7.5m	Refer Comment		N/A

### **Supporting Commentary**

OPS LI1: Awaiting Year End Accounts to be finalised.




## **5.0 Financial Statement**

The Directorate's quarter 4 financial statements will be prepared once the Council's year-end accounts have been finalised and will then be made available via the intranet by 30 June.






## Appendix- Explanation for Use of Symbols

Symbols are used in the following manner:

<b><u>Progress</u></b>		<b><u>Objective</u></b>	<b><u>Performance Indicator</u></b>
<b>Green</b>		Indicates that the <u>objective is on course to be achieved</u> within the appropriate timeframe.	<i>Indicates that the annual target <u>is on course to be achieved</u>.</i>
<b>Amber</b>		Indicates that it is <u>uncertain or too early to say at this stage</u> , whether the milestone/objective will be achieved within the appropriate timeframe.	<i>Indicates that it is <u>uncertain or too early to say at this stage</u> whether the annual target is on course to be achieved.</i>
<b>Red</b>		Indicates that it is <u>highly likely or certain</u> that the objective will not be achieved within the appropriate timeframe.	<i>Indicates that the target <u>will not be achieved</u> unless there is an intervention or remedial action taken.</i>

Direction of Travel Indicator

***Where possible performance measures will also identify a direction of travel using the following convention***

<b>Green</b>		<b><i>Indicates that performance is better <u>as compared to the same period last year</u>.</i></b>
<b>Amber</b>		<b><i>Indicates that performance is the same <u>as compared to the same period last year</u>.</i></b>
<b>Red</b>		<b><i>Indicates that performance is worse <u>as compared to the same period last year</u>.</i></b>
<b>N/A</b>		<b><i>Indicates that the measure cannot be compared to the same period last year.</i></b>